



MARCH/SEPTEMBER 21 09:18 AM 1



MARCH/SEPTEMBER 21 10:18 AM 2



MARCH/SEPTEMBER 21 11:18 AM 3



MARCH/SEPTEMBER 21 12:18 AM 4

1. Copyright of this drawing is reserved by the Architect. The drawing, and all associated documents are instruments of service by the Architect. The drawing, and the information contained therein, may not be reproduced in whole or in part without prior written permission of the Architect.

2. These Contract Documents are the property of the Architect. The Architect bears no responsibility for the interpretation of these documents by the Contractor. Upon written application the Architect will provide written/graphic clarification or supplementary information regarding the intent of the Contract Documents. The Architect will review Shop Drawings submitted by the Contractor for design conformance only.

3. Drawings are not to be scaled for construction. The Contractor is to verify all existing conditions and dimensions required to perform the work and report and discrepancies with the Contract Documents to the Architect before commencing any work.

4. Positions of exposed finishes for mechanical or electrical devices, fitting and fixtures are indicated on architectural drawings. The location shown on the architectural drawing govern over the mechanical and electrical drawings. Those items not clearly located will be located as directed by the Architect.

5. These drawings are not to be used for construction unless noted below as "Issued for Construction".


6. All work is to be carried out in conformance with the Code and Bylaws of the Authorities having jurisdiction.

7. The Architect of these plans and specifications gives no warranty or representation to any party about the constructability of the building(s) represented by them. All contractors or subcontractors must satisfy themselves when bidding and at all times ensure that they can properly construct the work represented by these plans.

| No. | Issuance | Date (YYYY.MM.DD) |
|-----|-------------------------|-------------------|
| 1. | ISSUED FOR COORDINATION | 2019.02.28 |
| 2. | ISSUED FOR COORDINATION | 2019.04.18 |
| 3. | ISSUED FOR COORDINATION | 2019.07.12 |
| 4. | ISSUED FOR ZBA | 2019.07.26 |
| 5. | ISSUED FOR COORDINATION | 2019.11.25 |
| 6. | ISSUED FOR COORDINATION | 2019.12.20 |
| 7. | ISSUED FOR ZBA | 2020.01.24 |

WALLMANARCHITECTS

117 Peter Street, Suite 208
Toronto, Ontario M5V 0M3
416 340 1870
416 340 1871
info@wallmanarchitects.com



5800 YONGE STREET
NORTH YORK, ONTARIO

TIMES GROUP

SHADOW STUDY

| | |
|------------|----------------|
| 17-21 | project number |
| 2020-01-24 | date |
| 1:200 | scale |
| WA | drawn by |
| | sheet |

A5.01



MARCH/SEPTEMBER 21 01:18 PM 1



MARCH/SEPTEMBER 21 02:18 PM 2



MARCH/SEPTEMBER 21 03:18 PM 3



MARCH/SEPTEMBER 21 04:18 PM 4

1. Copyright of this drawing is reserved by the Architect. The drawing, and all associated documents are instruments of service by the Architect. The drawing, and the information contained therein, may not be reproduced in whole or in part without prior written permission of the Architect.

2. These Contract Documents are the property of the Architect. The Architect bears no responsibility for the interpretation of these documents by the Contractor. Upon written application the Architect will provide written clarification or supplementary information regarding the intent of the Contract Documents. The Architect will review Shop Drawings submitted by the Contractor for design conformance only.

3. Drawings are not to be scaled for construction. The Contractor is to verify all existing conditions and dimensions required to perform the work and report and discrepancies with the Contract Documents to the Architect before commencing any work.

4. Positions of exposed finishes for mechanical or electrical devices, fitting and fixtures are indicated on architectural drawings. The location shown on the architectural drawing govern over the mechanical and electrical drawings. Those items not clearly located will be located as directed by the Architect.

5. These drawings are not to be used for construction unless noted below as "Issued for Construction".


6. All work is to be carried out in conformance with the Code and Bylaws of the Authorities having jurisdiction.

7. The Architect of these plans and specifications gives no warranty or representation to any party about the constructability of the building(s) represented by them. All contractors or subcontractors must satisfy themselves when bidding and at all times ensure that they can properly construct the work represented by these plans.

| No. | Issuance | Date (YYYY.MM.DD) |
|-----|-------------------------|-------------------|
| 1. | ISSUED FOR COORDINATION | 2019.02.28 |
| 2. | ISSUED FOR COORDINATION | 2019.04.18 |
| 3. | ISSUED FOR COORDINATION | 2019.07.12 |
| 4. | ISSUED FOR ZBA | 2019.07.26 |
| 5. | ISSUED FOR COORDINATION | 2019.11.25 |
| 6. | ISSUED FOR COORDINATION | 2019.12.20 |
| 7. | ISSUED FOR ZBA | 2020.01.24 |

WALLMANARCHITECTS

117 Peter Street, Suite 208
Toronto, Ontario M5V 0M3
416 340 1870
416 340 1871
Info@wallmanarchitects.com



5800 YONGE STREET
NORTH YORK, ONTARIO

TIMES GROUP

SHADOW STUDY

| | |
|------------|----------------|
| 17-21 | project number |
| 2020-01-24 | date |
| 1:200 | scale |
| WA | drawn by |
| | sheet |

A5.02



1. Copyright of this drawing is reserved by the Architect. The drawing, and all associated documents are instruments of service by the Architect. The drawing, and the information contained therein, may not be reproduced in whole or in part without prior written permission of the Architect.
2. These Contract Documents are the property of the Architect. The Architect bears no responsibility for the interpretation of these documents by the Contractor. Upon written application the Architect will provide written clarification or supplementary information regarding the intent of the Contract Documents. The Architect will review Shop Drawings submitted by the Contractor for design conformance only.
3. Drawings are not to be scaled for construction. The Contractor is to verify all existing conditions and dimensions required to perform the work and report and discrepancies with the Contract Documents to the Architect before commencing any work.
4. Positions of exposed finishes for mechanical or electrical devices, fitting and fixtures are indicated on architectural drawings. The location shown on the architectural drawing govern over the mechanical and electrical drawings. Those items not clearly located will be located as directed by the Architect.
5. These drawings are not to be used for construction unless noted below as "Issued for Construction".
6. All work is to be carried out in conformance with the Code and Bylaws of the Authorities having jurisdiction.
7. The Architect of these plans and specifications gives no warranty or representation to any party about the constructability of the building(s) represented by them. All contractors or subcontractors must satisfy themselves when bidding and at all times ensure that they can properly construct the work represented by these plans.


| No. | Issuance | Date (YYYY.MM.DD) |
|-----|-------------------------|-------------------|
| 1. | ISSUED FOR COORDINATION | 2019.02.28 |
| 2. | ISSUED FOR COORDINATION | 2019.04.18 |
| 3. | ISSUED FOR COORDINATION | 2019.07.12 |
| 4. | ISSUED FOR ZBA | 2019.07.26 |
| 5. | ISSUED FOR COORDINATION | 2019.11.25 |
| 6. | ISSUED FOR COORDINATION | 2019.12.20 |
| 7. | ISSUED FOR ZBA | 2020.01.24 |

MARCH/SEPTEMBER 21 05:18 PM 1



WALLMANARCHITECTS

117 Peter Street, Suite 208
Toronto, Ontario M5V 0M3
416 340 1870
416 340 1871
info@wallmanarchitects.com



5800 YONGE STREET
NORTH YORK, ONTARIO

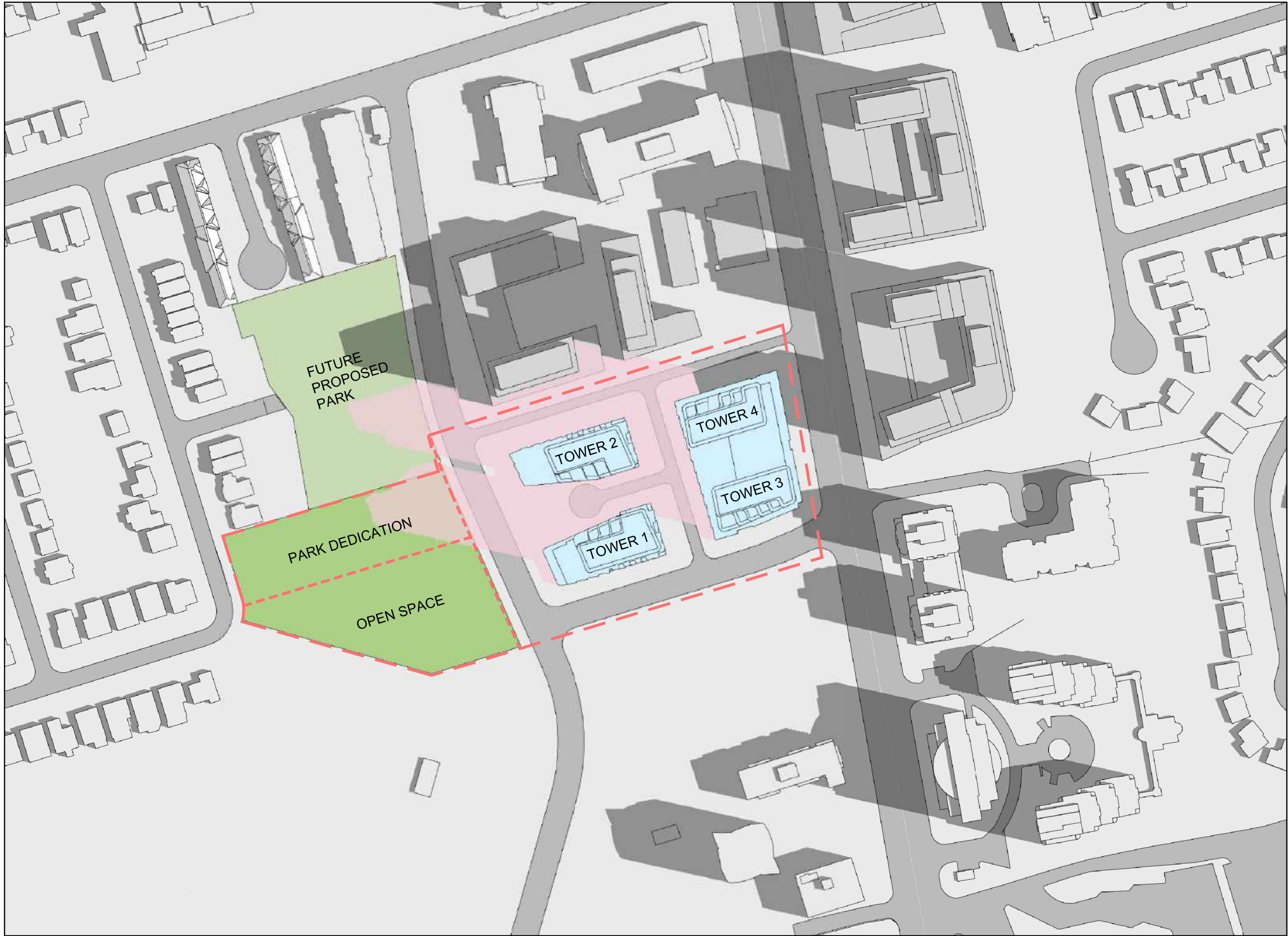
TIMES GROUP

SHADOW STUDY

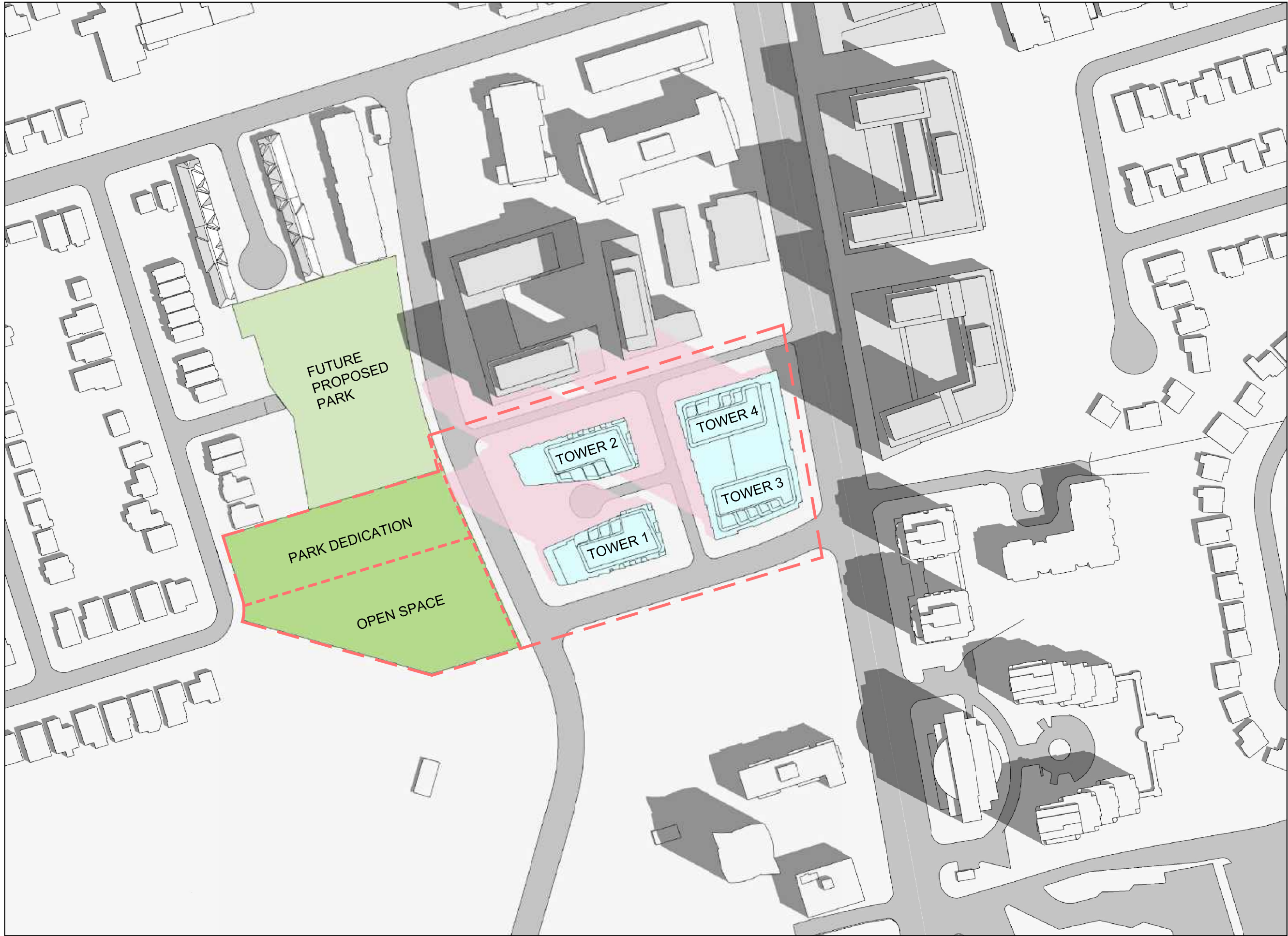
| | |
|------------|----------------|
| 17-21 | project number |
| 2020-01-24 | date |
| 1:200 | scale |
| WA | drawn by |
| | sheet |

A5.03

MARCH/SEPTEMBER 21 06:18 PM 2



JUNE 21 09:18 AM 1



JUNE 21 10:18 AM 2



JUNE 21 11:18 AM 3



JUNE 21 12:18 AM 4

1. Copyright of this drawing is reserved by the Architect. The drawing, and all associated documents are instruments of service by the Architect. The drawing, and the information contained therein, may not be reproduced in whole or in part without prior written permission of the Architect.

2. These Contract Documents are the property of the Architect. The Architect bears no responsibility for the interpretation of these documents by the Contractor. Upon written application the Architect will provide written clarification or supplementary information regarding the intent of the Contract Documents. The Architect will review Shop Drawings submitted by the Contractor for design conformance only.

3. Drawings are not to be scaled for construction. The Contractor is to verify all existing conditions and dimensions required to perform the work and report any discrepancies with the Contract Documents to the Architect before commencing any work.

4. Positions of exposed finishes for mechanical or electrical devices, fitting and fixtures are indicated on architectural drawings. The location shown on the architectural drawing govern over the mechanical and electrical drawings. Those items not clearly located will be located as directed by the Architect.

5. These drawings are not to be used for construction unless noted below as "Issued for Construction".


6. All work is to be carried out in conformance with the Code and Bylaws of the Authorities having jurisdiction.

7. The Architect of these plans and specifications gives no warranty or representation to any party about the constructability of the building(s) represented by them. All contractors or subcontractors must satisfy themselves when bidding and at all times ensure that they can properly construct the work represented by these plans.

| No. | Issuance | Date (YYYY.MM.DD) |
|-----|-------------------------|-------------------|
| 1. | ISSUED FOR COORDINATION | 2019.02.28 |
| 2. | ISSUED FOR COORDINATION | 2019.04.18 |
| 3. | ISSUED FOR COORDINATION | 2019.07.12 |
| 4. | ISSUED FOR ZBA | 2019.07.26 |
| 5. | ISSUED FOR COORDINATION | 2019.11.25 |
| 6. | ISSUED FOR COORDINATION | 2019.12.20 |
| 7. | ISSUED FOR ZBA | 2020.01.24 |

WALLMANARCHITECTS

117 Peter Street, Suite 208
Toronto, Ontario M5V 0M3
416 340 1870
416 340 1871
info@wallmanarchitects.com



5800 YONGE STREET
NORTH YORK, ONTARIO

TIMES GROUP

SHADOW STUDY

17-21 project number
2020-01-24 date
1:200 scale
WA drawn by
sheet

A5.04



JUNE 21 01:18 PM 1



JUNE 21 02:18 PM 2



JUNE 21 03:18 PM 3




JUNE 21 04:18 PM 4

1. Copyright of this drawing is reserved by the Architect. The drawing, and all associated documents are instruments of service by the Architect. The drawing, and the information contained therein, may not be reproduced in whole or in part without prior written permission of the Architect.
2. These Contract Documents are the property of the Architect. The Architect bears no responsibility for the interpretation of these documents by the Contractor. Upon written application the Architect will provide written clarification or supplementary information regarding the intent of the Contract Documents. The Architect will review Shop Drawings submitted by the Contractor for design conformance only.
3. Drawings are not to be scaled for construction. The Contractor is to verify all existing conditions and dimensions required to perform the work and report and discrepancies with the Contract Documents to the Architect before commencing any work.
4. Positions of exposed finishes for mechanical or electrical devices, fitting and fixtures are indicated on architectural drawings. The location shown on the architectural drawing govern over the mechanical and electrical drawings. Those items not clearly located will be located as directed by the Architect.
5. These drawings are not to be used for construction unless noted below as "Issued for Construction".
6. All work is to be carried out in conformance with the Code and Bylaws of the Authorities having jurisdiction.
7. The Architect of these plans and specifications gives no warranty or representation to any party about the constructability of the building(s) represented by them. All contractors or subcontractors must satisfy themselves when bidding and at all times ensure that they can properly construct the work represented by these plans.

| No. | Issuance | Date (YYYY.MM.DD) |
|-----|-------------------------|-------------------|
| 1. | ISSUED FOR COORDINATION | 2019.02.28 |
| 2. | ISSUED FOR COORDINATION | 2019.04.18 |
| 3. | ISSUED FOR COORDINATION | 2019.07.12 |
| 4. | ISSUED FOR ZBA | 2019.07.26 |
| 5. | ISSUED FOR COORDINATION | 2019.11.25 |
| 6. | ISSUED FOR COORDINATION | 2019.12.20 |
| 7. | ISSUED FOR ZBA | 2020.01.24 |

WALLMANARCHITECTS

117 Peter Street, Suite 208
Toronto, Ontario M5V 0M3
416 340 1870
416 340 1871
info@wallmanarchitects.com



5800 YONGE STREET
NORTH YORK, ONTARIO

TIMES GROUP

SHADOW STUDY

17-21 project number
2020-01-24 date
1:200 scale
WA drawn by
sheet

A5.05



1. Copyright of this drawing is reserved by the Architect. The drawing, and all associated documents are instruments of service by the Architect. The drawing, and the information contained therein, may not be reproduced in whole or in part without prior written permission of the Architect.
2. These Contract Documents are the property of the Architect. The Architect bears no responsibility for the interpretation of these documents by the Contractor. Upon written application the Architect will provide written clarification or supplementary information regarding the intent of the Contract Documents. The Architect will review Shop Drawings submitted by the Contractor for design conformance only.
3. Drawings are not to be scaled for construction. The Contractor is to verify all existing conditions and dimensions required to perform the work and report and discrepancies with the Contract Documents to the Architect before commencing any work.
4. Positions of exposed finishes for mechanical or electrical devices, fitting and fixtures are indicated on architectural drawings. The location shown on the architectural drawing govern over the mechanical and electrical drawings. Those items not clearly located will be located as directed by the Architect.
5. These drawings are not to be used for construction unless noted below as "Issued for Construction".
6. All work is to be carried out in conformance with the Code and Bylaws of the Authorities having jurisdiction.
7. The Architect of these plans and specifications gives no warranty or representation to any party about the constructability of the building(s) represented by them. All contractors or subcontractors must satisfy themselves when bidding and at all times ensure that they can properly construct the work represented by these plans.

| No. | Issuance | Date (YYYY.MM.DD) |
|-----|-------------------------|-------------------|
| 1. | ISSUED FOR COORDINATION | 2019.02.28 |
| 2. | ISSUED FOR COORDINATION | 2019.04.18 |
| 3. | ISSUED FOR COORDINATION | 2019.07.12 |
| 4. | ISSUED FOR ZBA | 2019.07.26 |
| 5. | ISSUED FOR COORDINATION | 2019.11.25 |
| 6. | ISSUED FOR COORDINATION | 2019.12.20 |
| 7. | ISSUED FOR ZBA | 2020.01.24 |

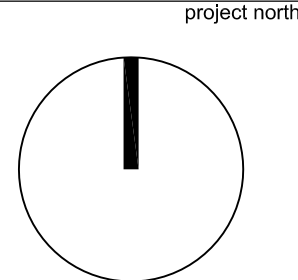
JUNE 21 05:18 PM

1



WALLMANARCHITECTS

117 Peter Street, Suite 208
Toronto, Ontario M5V 0M3
416 340 1870
416 340 1871
info@wallmanarchitects.com



5800 YONGE STREET
NORTH YORK, ONTARIO

TIMES GROUP

SHADOW STUDY

| | project number |
|------------|----------------|
| 17-21 | |
| | date |
| 2020-01-24 | |
| | scale |
| 1:200 | |
| | drawn by |
| WA | |
| | sheet |

A5.06

JUNE 21 06:18 PM

2